



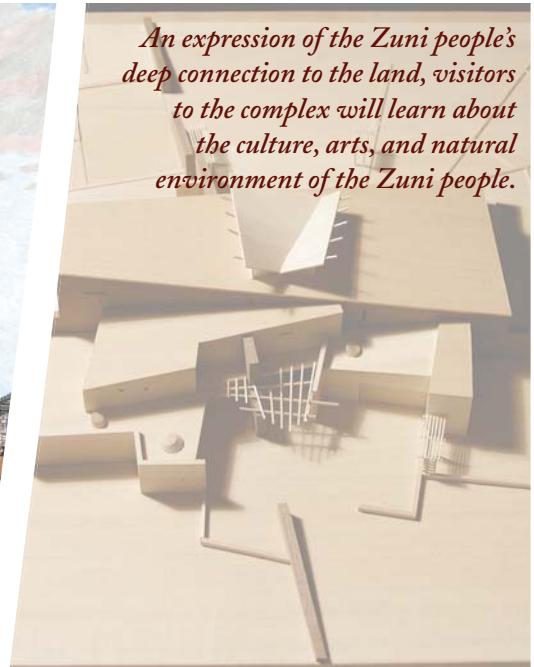
# Cultural Centers & Museums



*Inclusive, Integrated,  
& Contextual Design*



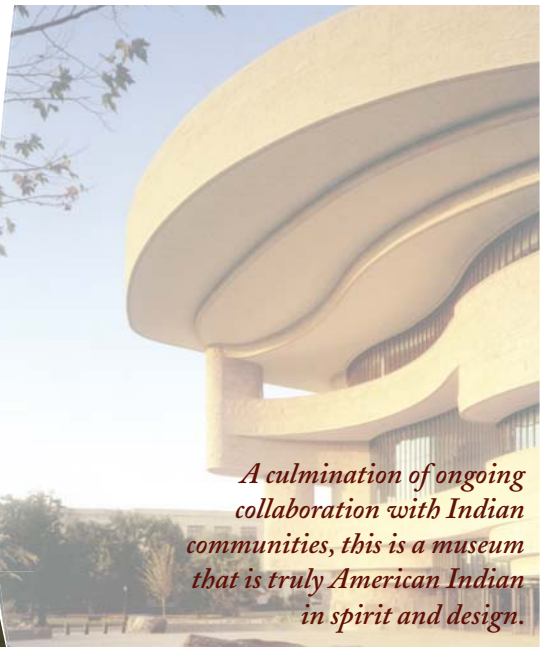
*A:shiwí Cultural Complex  
Zuni, New Mexico*



*An expression of the Zuni people's  
deep connection to the land, visitors  
to the complex will learn about  
the culture, arts, and natural  
environment of the Zuni people.*



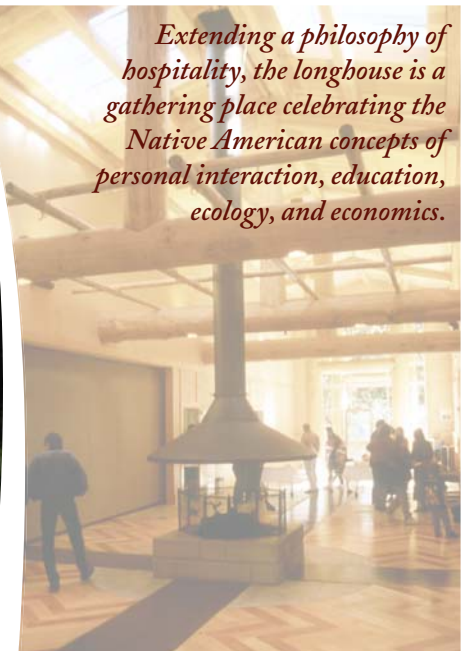
*Smithsonian Institute—National Museum of the American Indian on the Mall  
Washington, DC*



*A culmination of ongoing  
collaboration with Indian  
communities, this is a museum  
that is truly American Indian  
in spirit and design.*



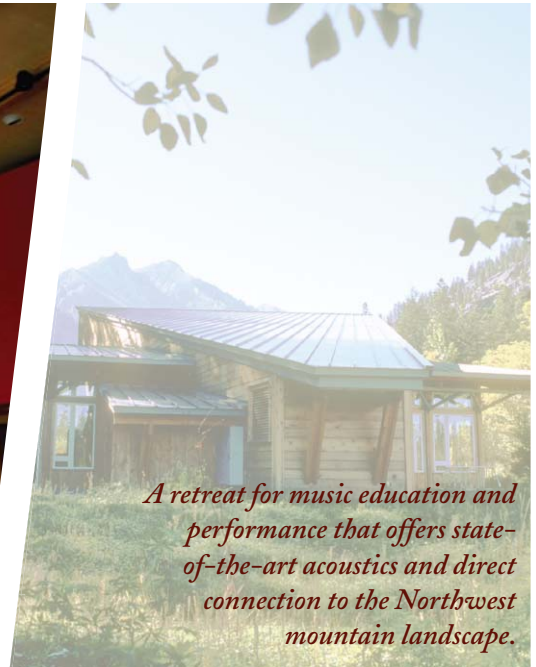
*Evergreen State College—Longhouse Education & Cultural Center  
Olympia, Washington*



*Extending a philosophy of hospitality, the longhouse is a gathering place celebrating the Native American concepts of personal interaction, education, ecology, and economics.*



*Icicle Creek Music Center  
Leavenworth, Washington*



*A retreat for music education and performance that offers state-of-the-art acoustics and direct connection to the Northwest mountain landscape.*



*Smithsonian Institute—National Museum of the American Indian on the Mall  
Washington, DC*  
*this photo: Walter Larrimore, NMAI; front panel photo: Michael Fiegenschub, Jones & Jones*



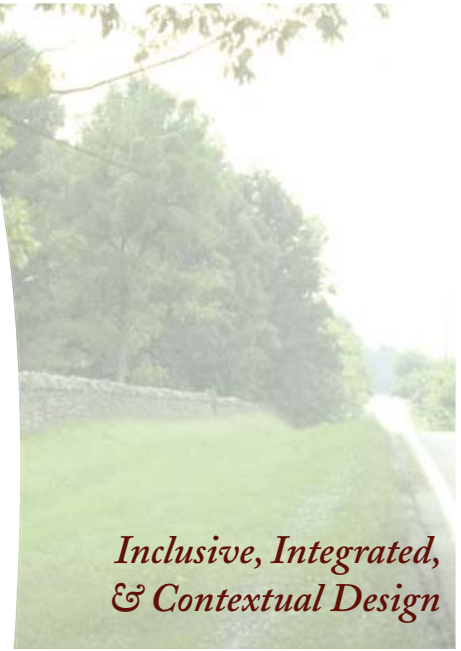
JONES  
JONES

**Jones & Jones**  
Architects and Landscape Architects, Ltd.

105 South Main Street, Suite 300  
Seattle, Washington 98104  
tel 206 624 5702 • 206 624 5923 fax  
www.jonesandjones.com



# Cultural Landscapes



*Inclusive, Integrated,  
& Contextual Design*

**BUILDINGS**  
Significant change has occurred since 1936 with the addition of several new structures and the loss of older structures. Subdivisions are a new development type within the Reserve, and Coupeville's buildings have increased in number.

**Spatial Organization 1936**

- CLUSTERS
- LANDSCAPE UNIT BOUNDARY
- FOREST
- AGRICULTURE
- WETLAND

**Topography/Landscape Units 1936**

**Topography/Landscape Units 2000**

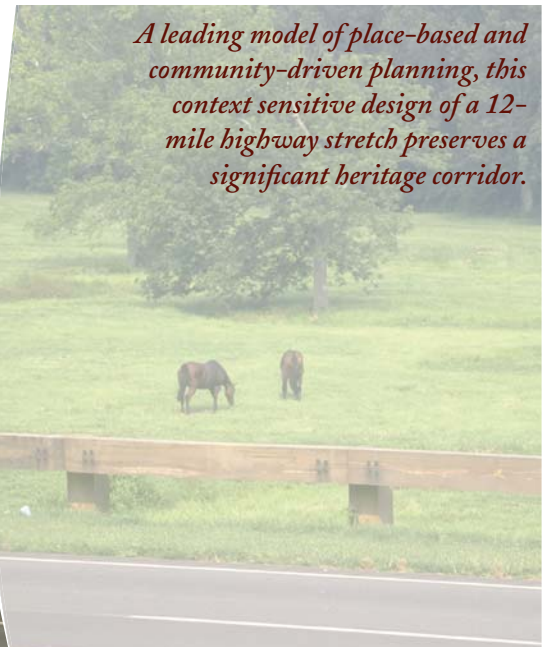
*Ebey's Landing National Historic Reserve  
Whidbey Island, Washington*




*Cultural landscape planning has preserved the working and visual integrity of privately owned land within the reserve through land conservation strategies and documentation of the historic landscape.*



*Paris-Lexington Road  
Paris to Lexington, Kentucky*



*A leading model of place-based and community-driven planning, this context sensitive design of a 12-mile highway stretch preserves a significant heritage corridor.*

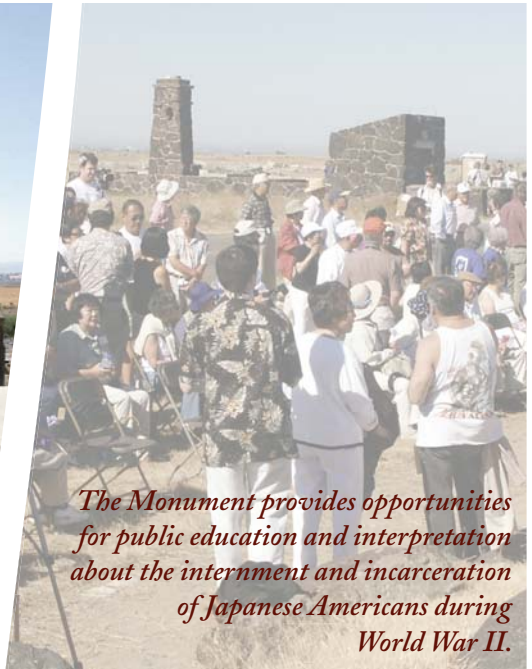


*Vancouver National Historic Reserve & Vancouver Land Bridge  
Vancouver, Washington*

*Bridging the cultural landscape of the Vancouver National Historic Reserve, the new Land Bridge will help restore the lost connection between land, people, and the Columbia River.*




*Minidoka Internment National Monument  
Hagerman, Idaho*



*The Monument provides opportunities for public education and interpretation about the internment and incarceration of Japanese Americans during World War II.*



*Columbia River Gorge Study  
Washington & Oregon*



**Jones & Jones**  
Architects and Landscape Architects, Ltd.

105 South Main Street, Suite 300  
Seattle, Washington 98104  
tel 206 624 5702 • 206 624 5923 fax  
www.jonesandjones.com



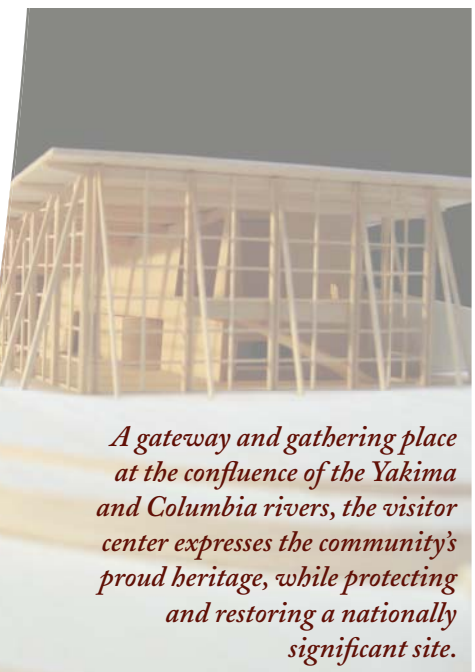
# *Interpretive Centers & Environmental Education*




*Inclusive, Integrated, & Contextual Design*



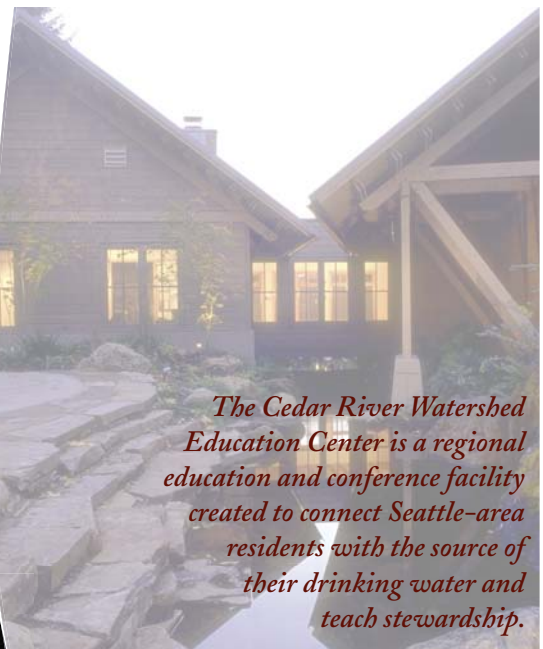
*Hanford Reach National Monument Heritage & Visitor Center  
Richland, Washington*



*A gateway and gathering place at the confluence of the Yakima and Columbia rivers, the visitor center expresses the community's proud heritage, while protecting and restoring a nationally significant site.*



*Cedar River Watershed Education Center  
Cedar Falls, Washington*



*The Cedar River Watershed Education Center is a regional education and conference facility created to connect Seattle-area residents with the source of their drinking water and teach stewardship.*



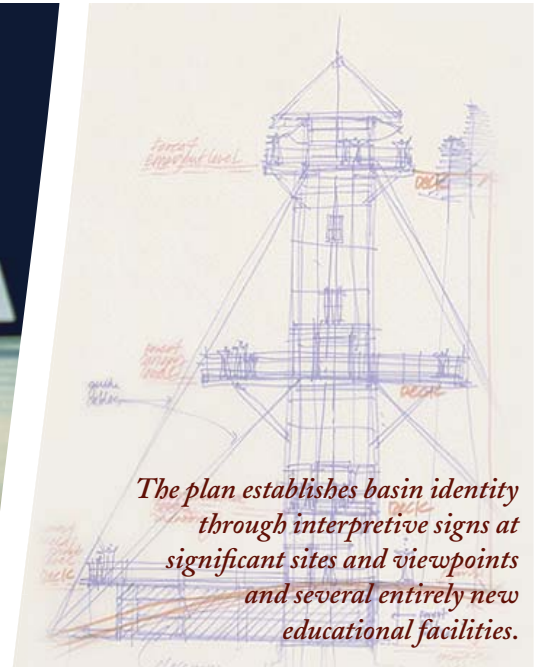
*Mercer Slough Environmental Nature Park & Education Center  
Bellevue, Washington*



*With integrated interpretive features and visible green design strategies, the center serves as an important regional children's education facility for hands-on teaching and study of wetland ecosystems in an urban setting.*



*Nisqually Basin Study & Nisqually River Interpretive Center  
Nisqually River Basin, Washington*




*The plan establishes basin identity through interpretive signs at significant sites and viewpoints and several entirely new educational facilities.*



*Cedar River Watershed Education Center  
Cedar Falls, Washington*



J O N E S



J O N E S

**Jones & Jones**  
Architects and Landscape Architects, Ltd.

105 South Main Street, Suite 300  
Seattle, Washington 98104  
tel 206 624 5702 • 206 624 5923 fax  
[www.jonesandjones.com](http://www.jonesandjones.com)